



# MR series

1,400kg – 2,500kg

The next level in reach truck productivity, delivered through innovation, technology and ergonomic design.



# Reach higher.

As your customers demand more from you, you should be able to expect more from your reach trucks. The Yale® MR series delivers **more**.

**More** flexibility with **seven models** in capacities from 1,400kg to 2,500kg and lift heights up to 12.75m.

**More** choice with three chassis available to match your application.

**More** productivity with higher travel, lift and lower speeds.

**More** comfort with unique ergonomic controls and enhanced visibility.

And greater efficiency with easier serviceability and lower costs of ownership.

**All of which combine to deliver a reach truck that is more than simply fit for use – it's fit precisely for your business.**

Industry  
**1st**

- Touch screen technology
- Dual CANbus technology
- 'Get Home' function
- Laser positioning

MR 16  
1,600kg standard chassis reach truck.



# Driving productivity.

To increase the productivity of your business, speed and control is of the essence. Higher travel speeds for long travel distances throughout your warehouse and lower speeds for precise load handling. The MR series gives you both.

## Responsive performance.

To move more loads per hour, fast cycle times are essential. That's why we've increased the MR's travel speed to **14 km/h** and the mast speed to **0.8 metres per second** with masts lifting up to **12.75m**.

## Precise performance.

But, power without control is not efficient. From adjustable speed reduction on cornering, auto regenerative braking and creep speed select to the optional auto fork levelling and laser load positioning systems, the MR series puts your operator in total control.

## Move more.

The robust heavy-duty mast design provides high residual capacities and stable load handling enabling faster put away and retrieval times. The 2,000kg heavy duty model can lift a full capacity load to **7.5m** and 800kg to **12.75m**.

## Total maneuverability.

Your operator can choose between **180°** and **360°** steering at the touch of a button.

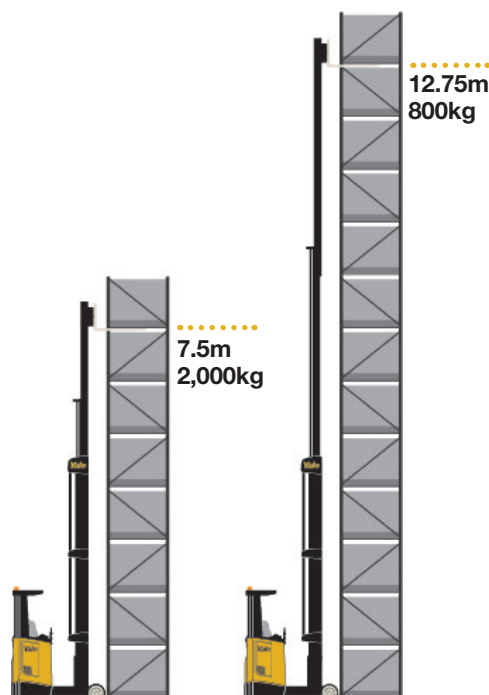
## Increased uptime.

A larger battery capacity and simpler battery change solutions keep your MR truck working harder for longer.

## More energy efficient.

The ECO-eLo energy efficiency mode reduces the maximum engine speed and optimises fuel efficiency and can, dependent on the application reduce energy consumption by **up to 20%** without having a significant negative effect on overall productivity.

## Reach higher.



## Think productivity

- Fast travel and mast speed
- Enhanced controllability
- High residual capacities
- Optional 360° steering
- Longer uptime

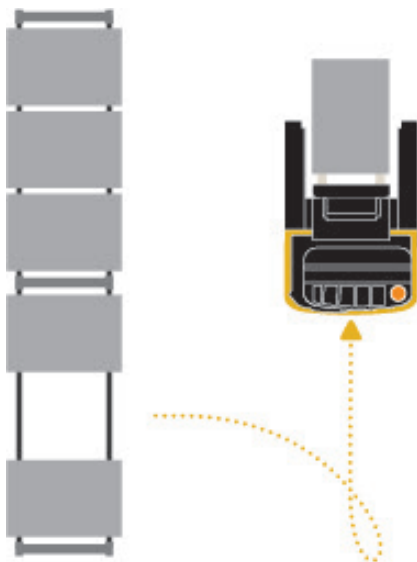
# Select 360°

Your operator can choose between 180° and 360° steering at the touch of a button.



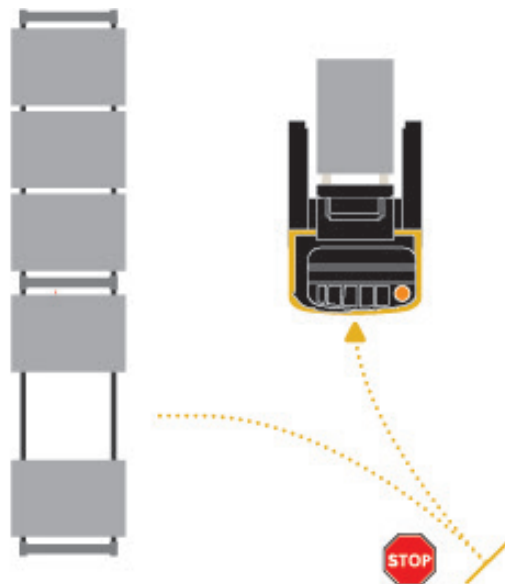
## 360° steering.

Drive wheel rotates 270° when manoeuvring within the aisle without stopping.



## 180° steering.

Truck has to come to a stop and direction of travel selected manually by operator.



## Think ergonomics

- Designed for the operator
- High visibility
- Easy access
- Spacious cabin
- Adjustable full suspension seat
- Touch screen technology

# Take control.



**High visibility mast** saves operators from constantly having to adjust their line of sight.

The more time your operator spends in the operator compartment, the more productive they will be, which is why we have designed the operator compartment around their needs. We have achieved this by determining their biggest challenges through extensive operator testing and developing big improvements in their comfort productivity.

### **Focused thinking.**

For operators, constantly having to adjust their line of sight is time-consuming. Which is why the new MR series models feature high visibility masts. The overhead guard has been completely redesigned, without any compromise to its strength or security, maintaining operator protection whilst offering excellent upward and all round visibility.

### **Comfortably better.**

Getting into the operator compartment and retaining comfortable throughout the shift is a Yale® prerequisite. The lowest and widest step in the industry, integrated grab handles and an adjustable steering column support easy access. A new full suspension adjustable seat with integral lumbar support dramatically reduces whole body vibration; while wider spaced floor pedals provide increased leg room and a more comfortable operating position.



## Industry 1st



- 1 Touch screen technology** – an industry first including PIN access, height pre-select, fleet management information, weight indication, lift interrupt override and creep speed selection.
- 2 New joystick** with integrated controls mimics the natural shape of the hand.
- 3 Contoured arm rest** provides support for the right arm and integrated raised palm rest.
- 4 Wider spaced floor pedals** provide increased leg room.
- 5 Extensive floor space** and pedal clearances for easier on and off access.
- 6 New full suspension adjustable seat** with integral lumbar support reduces whole body vibration.
- 7 New steering column** – mounted directly on to the chassis with sturdy slider mechanism.
- 8 New steering wheel design**, with soft touch and comfort grip knob. Provides a comfortable driving posture to alleviate build up of stress on the operators wrist, elbow and arm.
- 9 High visibility mast** saves operators from constantly having to adjust their line of sight.
- 10 Integrated grab handle** on the left hand on the overhead guard post and for the right hand underneath the arm rest.
- 11 The lowest and widest step** in the industry for easy access.



Industry  
**1st**

Premium touch screen display allows operators to be in full control of the truck at all times.

# A touch of inspiration.

The latest productivity-enhancing technology is now at your operators' fingertips.

## **Premium Display.**

An industry first premium touch screen display allows operators to be in full control of the truck at all times. The display provides PIN access, height preselect, fleet management information, weight indication, lift interrupt override, creep speed selection all at the touch of the screen. The screen opens up the possibility of regular updates to ensure that your truck will continue to benefit from the latest software versions and high levels of information.

## **Ergonomic controls.**

Push button 360° steering offers greater driving control and more accurate positioning at the rack face. The new joystick with integrated controls mimics the natural shape of the hand, providing easy access for all lift functions, forward/reverse, and the horn. The AccuTouch™ mini-lever module with built-in controls maximizes operator familiarity, while additional function buttons are integrated into the adjustable armrest.



**New joystick** with integrated controls.



# Made to perform. Built to last.

Reliability is built into every Yale® materials handling product through the use of quality industrial standard components. The latest generation AC motors, Vehicle Control Manager and state of the art controls contribute to increased levels of productivity and uptime.

#### 99% new. 100% proven.

An astonishing 99% of the components in the MR series are new and improved, from the latest generation motors to increase uptime to state-of-the-art controls to raise productivity.

#### Fit for purpose.

We have invested **55,000 man-hours** in product development and testing to ensure your MR reach truck is fit for purpose.

#### No job too tough.

High capacity masts and reinforced load arms give you the confidence to tackle any application – large or small.

#### Intelligent technology.

Should a problem ever occur, our integrated **Dual CANbus** technology ensures you will be able to identify an operator error or malfunction and fix it fast. Our unique innovative **'Get Home'** function can even be activated after all functions come to rest, allowing the operator to drive to the truck to an appropriate place of repair.



#### Think reliability

- Built in Europe
- New proven components
- Extensive development and testing
- Leading fault identification technology
- Dependable and reliable

# Add more.

You can choose from a range of options to tailor your MR reach truck to your exact application needs.

## Cold store cabin.

A drop in temperatures doesn't mean a drop in performance.

The fully insulated cabin is available in both standard and narrow chassis models. Heated windows and heaters built into the cabin doors maintain the optimum temperature for the operator.



Combined with a sophisticated air circulation system your operators can work longer more comfortably.

Visibility isn't compromised either, operators have a clear all round view with venting and wipers keeping the front of the cabin clear from mist. The truck is available with glass or polycarbonate, heated or unheated windows.

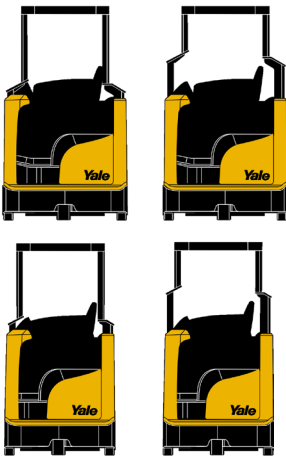
In freezing temperatures moving parts can adversely affect reliability that's why we've perfected hydraulic lubrication to withstand the effects of temperatures down to  $-30^{\circ}\text{C}$  without compromising on truck performance.



Fully insulated cabin has heated windows and built-in heaters in the doors.

## Think versatility

- Trucks tailored specifically to your business needs
- A range of options matched to your application
- Increase efficiency and productivity




### Overhead guard.

Four different drive-in racking overhead guards are available to meet various application requirements.

### Laser positioning.

Another industry first for Yale® – laser positioning allows the operator to work faster, safer and reduce damage to products and racking. The laser projects a red dot and line from the location on the fork carriage, this enables the operator to clearly see where the forks need to be positioned in to lift the pallet safely. This helps reduce human error, particularly where operators have to position or pick loads high in the racking. The laser is automatically switched on when the mast lifts beyond free lift (around 2m).



### Quick-change battery.

The side extraction system enables rapid battery changeover to maximise uptime and make battery changeover as easy as possible.



### Extendable forks.

Hydraulically operated, the extendable fork attachment provides up to 30% more storage capacity while maintaining operational flexibility when operating in other areas of the warehouse.

### Weight indicator.

At the touch of a button, your operator can quickly check the load weight on the forks to an accuracy of +/- 10kg to ensure the truck can only be operated when it is within the limits specified and not overloaded.

## Think servicing

- Faster servicing for less downtime
- Easy component access
- Long service intervals
- Instant diagnostics
- Worldwide parts availability



# Full serviceability.

Increased productivity through lower maintenance. The MR series is designed for fast, simple servicing, reducing downtime and keeping your truck operational.

## **Simple servicing.**

Everything about the MR series is designed to make servicing simple. From the 3-piece build that reduces replacement parts to the swing-open door and fast-release floor plate which provide easy access to the motors, hydraulics and foot-well components. Maintenance – free – greased for 'life' mast rollers, 100% leak free disconnect hydraulic fittings and side access to load wheels all contribute to making regular maintenance easy, reducing service time.

## **Longer service intervals.**

Our trucks work harder for longer with recommended 3,000 hour hydraulic oil and filter service intervals and 1,000 hour transmission oil changes.

## **Advanced diagnostics.**

A single plug-in service point connects your engineer's laptop to our advanced truck diagnostics, giving them instant access to essential service information. On-board, the unique dual integrated CANbus technology ensures fast identification of faults while the operator's display also provides critical status of components and error codes.

## **Reliable parts availability.**

Wherever you are in the world, we can deliver genuine Yale® replacement parts to you – fast. Our parts warehouse stocks 2.5 million parts, all available for immediate despatch.

**Over  
2.5  
million  
parts  
immediately  
available.**



# Lowering the cost.

By designing and building reliability and dependability into every Yale® MR series model, and then working ceaselessly in your business you will benefit from increased productivity and a greater return on your materials handling fleet investment.



ECO-eLo

#### More fuel-efficiency.

The ECO-eLo energy efficiency mode can, depending on the application, reduce energy consumption by **up to 20%** without having a significant negative effect on overall productivity.

#### Harder working.

Yale® builds reliability and dependability into every Yale® MR series model, this can provide your business with the opportunity to increase productivity and realise a greater return on your materials handling fleet investment.

#### Higher residual values.

And should you ever decide to change your Yale® MR series reach truck in the future, you can be sure that the residual value will be amongst the best in the industry.



**Think lower cost  
of ownership**

- Lower energy consumption and costs
- Higher residual values
- Increased uptime
- Higher return on investment





**Yale**  
People. Products. Productivity.



**HYSTER-YALE UK LIMITED**  
trading as **Yale Europe Materials Handling**  
Centennial House  
Frimley Business Park  
Frimley, Surrey  
GU16 7SG  
United Kingdom

Tel: +44 (0) 1276 538500  
Fax: +44 (0) 1276 538559

[www.yale-forklifts.eu](http://www.yale-forklifts.eu)



Publication part no. 220990097 Rev.08 Printed in The Netherlands (0116HROC) EN.

**Safety:** This truck conforms to the current EU requirements. Specification is subject to change without notice. Yale, VERACTOR and  are registered trademarks. "PEOPLE, PRODUCTS, PRODUCTIVITY", PREMIER, Hi-Vis, and CSS are trademarks in the United States and certain other jurisdictions. MATERIALS HANDLING CENTRAL and MATERIAL HANDLING CENTRAL are Service Marks in the United States and certain other jurisdictions.  is a Registered Copyright. © Yale Europe Materials Handling 2016. All rights reserved. Truck shown with optional equipment. Country of Registration: England and Wales. Company Registration Number: 02636775